



Driving Equitable Postsecondary Opportunities from College Enrollment through Graduation

Community Partner: College Success Foundation

PROJECT DESCRIPTION

Describe the specific need within the K–12 system

Washington state has a vibrant economy that offers its residents many high-wage career pathways. However, while 70% of Washington jobs require postsecondary credentialing of some kind, only 55% of Washingtonians secure these credentials within eight years of graduating high school, leaving them unable to access these opportunities. Through its Aim Higher Washington initiative, the Washington Student Achievement Council has set a statewide goal of 70% postsecondary degree or credential completion by Washington students. Since this goal was set in 2013, however, the rate of high school graduates that enroll directly in postsecondary credentialing programs has hovered around 60%.¹

The gap between Washington students' training and the state's economic needs is larger when it comes to populations who face systemic racial and socioeconomic disparities. Of those aged 25–44, 22% of American Indian/Alaska Native residents, 25% of Hispanic/Latino residents, 26% of Native Hawaiian/Other Pacific Islander residents, and 42% of Black/African American residents have postsecondary credentials. These gaps between credential need (70%) and attainment exacerbate systemic inequities faced by these groups, stalling Washington's progress toward eliminating racial and socioeconomic inequities for all residents.²

How a state investment in community partnership meets this need

The College Success Foundation (CSF) has helped thousands of Washington students transition successfully from the K–12 system into college and focuses its efforts on students from historically underserved backgrounds. Across the nation, the Foundation serves students of whom 74% are from low-income families, 78% are the first in their family to attend college, and 70% identify as students of color.³ CSF supports students starting in middle school and sees participants through college completion. State investment in CSF targets and shrinks opportunity gaps for low-income students and students of color by overcoming systemic barriers to success for these students.

¹ Washington Student Achievement Council. (2024). *Aim Higher Washington*. WSAC. <https://wsac.wa.gov/aim-higher>

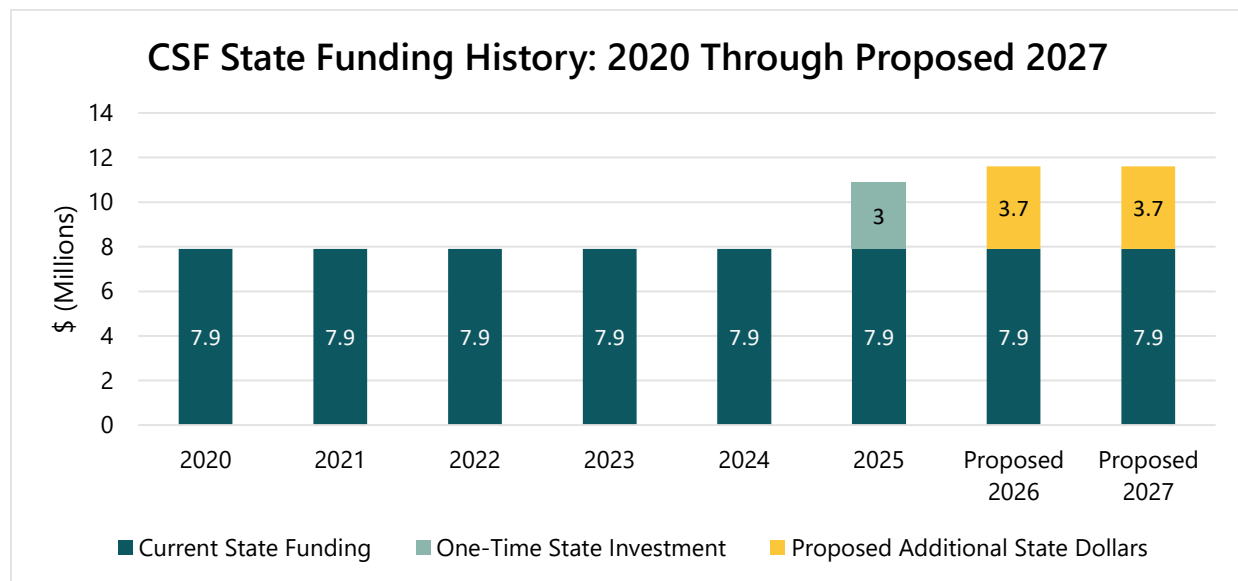
² Office of Superintendent of Public Instruction. (2023, September). *Bolstering College Enrollment and Postsecondary Success*. OSPI. <https://ospi.k12.wa.us/site/default/files/2023-10/2024-p2-bolstering-college-enrollment-and-postsecondary-success.pdf>

³ College Success Foundation. (2024). *Our Approach*. CSF. <https://www.collegesuccessfoundation.org/our-approach/>

While CSF launched its programs serving cohorts of high-needs students within partner schools, the Foundation has transitioned to a whole-school, targeted universalism model that supports partner schools in serving all of their students, amplifying the programs' reach and impact. CSF partners with schools by providing full-time staff trained in developing a one-on-one approach for each student to help that student identify their goals and successfully apply to, enroll in, and graduate college. Students supported by the Foundation have much higher rates of college enrollment and completion when compared to their peers. In Washington, 95% of CSF students graduate high school and 63% enroll in college directly following graduation, compared to a college enrollment rate of 37% for non-CSF low-income students. By focusing on student groups that experience the biggest gaps in postsecondary degree attainment, Washington works toward increasing its overall postsecondary credentialing rates and advances its objective of offering equitable opportunities for all Washingtonians.

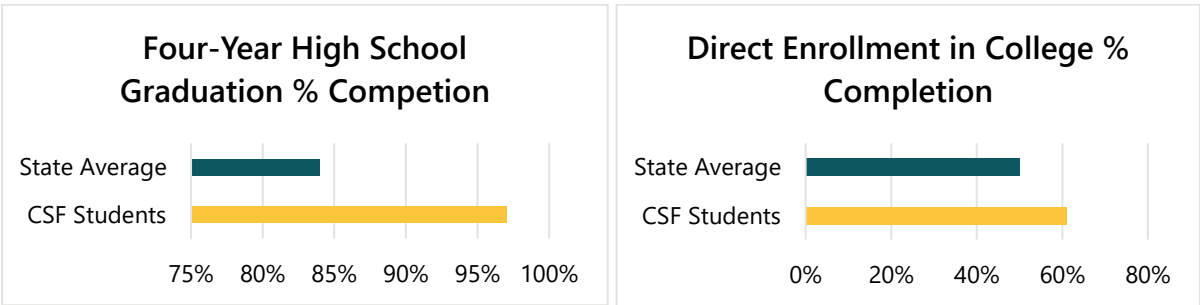
Describe existing or previous state investment in this work

CSF has benefitted from legislative investments since 2019. Current funding for this work can be found in the 2024 Supplemental Operating Budget, Senate Bill 5950, Sec. 522(2)(f) and Sec. 522(2)(g). There is also funding in the current budget found in Senate Bill 5950, Sec. 501(5)(e), which ends in fiscal year 2025 unless this request is funded. The 2024 Legislature included a one-time \$3 million investment in CSF's Rally for College program in fiscal year 2025.

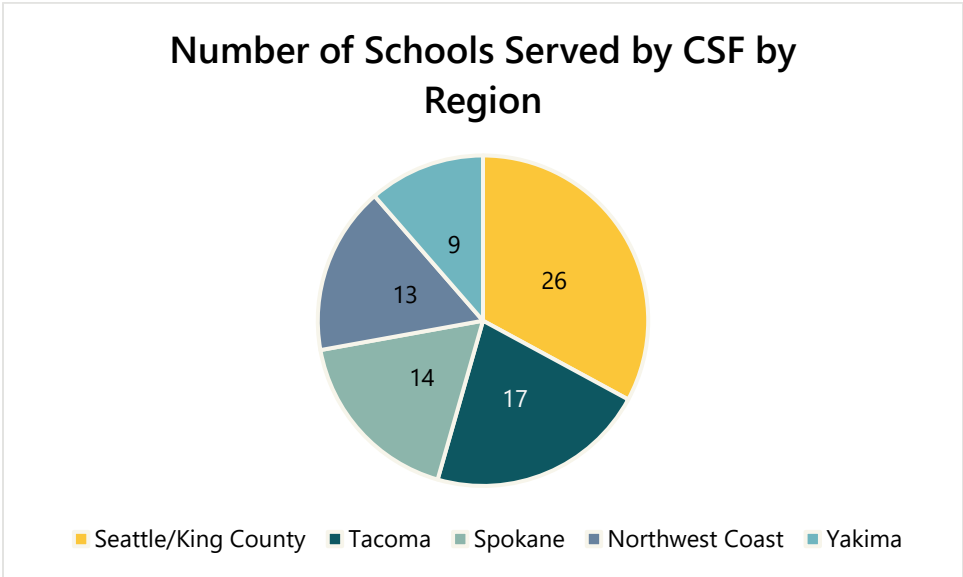


SUPPORTING DATA AND EVIDENCE OF POSITIVE IMPACT

CSF students have higher rates of both high school graduation and direct enrollment into college when compared with their peers.



CSF served 24,000 students in 79 schools across the state in the 2023–24 school year. Schools served include middle schools, high schools and colleges. Services include college and career awareness and readiness for students in 11 middle schools, support for 3,000 students transitioning into college, and mentoring and other targeted supports for low-income students. CSF’s Leadership 1000 program delivers an astounding 77% college graduation rate.



FISCAL DETAIL

Operating Expenditures	FY 2026	FY 2027	FY 2028	FY 2029
Fund 24J-1 (Program 010)	\$3,338,000	\$3,338,000	\$3,338,000	\$3,338,000
Fund 001-1 (Program 05X)	\$1,894,000	\$1,894,000	\$1,894,000	\$1,894,000
Total Expenditures	\$5,232,000	\$5,232,000	\$5,232,000	\$5,232,000
Biennial Totals	\$10,464,000		\$10,464,000	
Staffing	FY 2026	FY 2027	FY 2028	FY 2029
FTEs	0.0	0.0	0.0	0.0
Average Annual	0.0		0.0	
Object of Expenditure	FY 2026	FY 2027	FY 2028	FY 2029
Obj. C	\$5,232,000	\$5,232,000	\$5,232,000	\$5,232,000
Revenue	FY 2026	FY 2027	FY 2028	FY 2029
	\$0.00	\$0.00	\$0.00	\$0.00
Total Revenue	\$0.00	\$0.00	\$0.00	\$0.00
Biennial Totals	\$0.00		\$0.00	

ASSUMPTIONS AND CALCULATIONS

Expansion, reduction, elimination or alteration of a current program or service:

Please see the Detailed Assumptions section.

Detailed assumptions and calculations:

Contracts

OSPI requests \$3,338,000 annually to continue the Targeted Universalism model in CSF's 28 high schools across the state. OSPI has current funding for state fiscal year 2025 in the State Workforce Education Investment Account for \$3,000,000 but this funding ends after fiscal year 2025. This funding allows CSF to sustain current services including advising, college and career workshops and events, college visits, career field trips, FAFSA/WASFA completion support, and more. During the 2022–23 school year, CSF served over 21,000 high school students. Additionally, CSF supports the high school to college transition to address summer melt. Students who participated in CSF transition-to-college services achieved a 61% college direct-enrollment rate (compared to 50% for all Washington students as well as low-income students nationally).

OSPI requests \$947,000 annually to fund 5 Middle School Advisors. This funding is in addition to

the ongoing funding that OSPI has for \$4,940,000 per fiscal year, which the Legislature provided in 2021–23 and again in 2023–25. CSF has operated the middle school portion of the student pathway through reliance on AmeriCorps members. Although committed and professional, the short-term nature of the members’ 11-month terms presents challenges such as loss of institutional knowledge, relationship building, and depth of expertise. Additional full-time ongoing staff would greatly enhance the middle school program. Middle school staff will leverage social cognitive career theory with core concepts in self-efficacy, outcome expectations and personal goals. They will also support student understanding of academic success, belonging and social-emotional learning, preparation for college, and career awareness.

OSPI requests \$947,000 annually to fund 5 College Bound Regional Officers (CBROs). This funding is in addition to the ongoing \$1,454,000 that OSPI receives per state fiscal year, which the Legislature provided in 2012–23 and 2023–25. Currently, CSF has 5 College Bound Regional Officers (CBROs) who provide training, technical assistance, and support to schools and community-based organizations across the state. This presents challenges as the regions in some cases are geographically separated, and in others, are densely populated. In addition to their normal duties, the CBROs have been heavily involved in supporting schools, students, and families with navigating the Better FAFSA rollout. This funding would allow CSF to increase the number of CBROs to ten 1.0 full-time equivalents (FTE) to provide coverage in each of the nine regional educational service districts (ESD), assigning two CBROs to the largest ESD. By equipping more practitioners with the knowledge, skills, and abilities required to effectively support students, CSF can support shared objectives to increase college enrollment in Washington.

Historical funding:

In 2025–57, OSPI anticipates having the \$4,940,000 per fiscal year most recently continued in the current Operating Budget in subsection 522(2)(f), and the \$1,454,000 per fiscal year from subsection 522(2)(g).

Fiscal Year 2026

- FTE = 0.00
- Total Funds = \$6,394,000
- Near General Fund = \$6,394,000
- Other Funds = \$0.00

Fiscal Year 2027

- FTE = 0.00
- Total Funds = \$6,394,000
- Near General Fund = \$6,394,000
- Other Funds = \$0.00